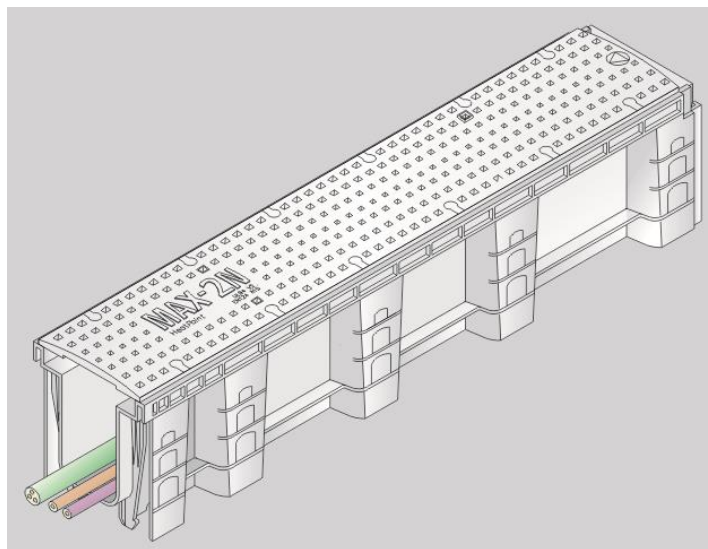
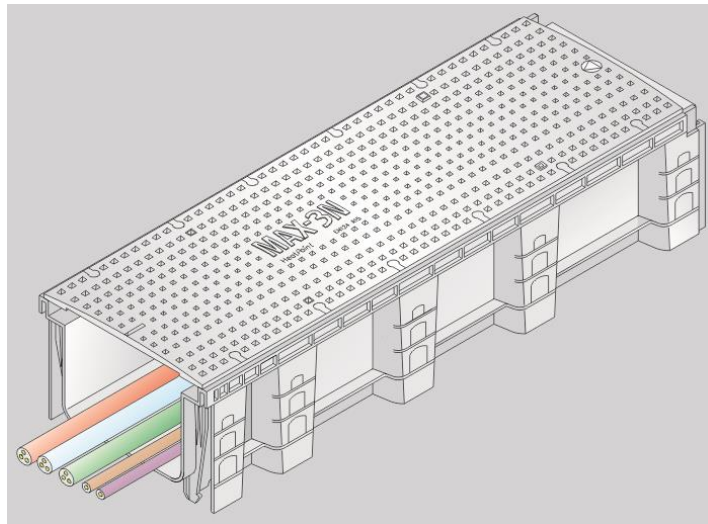


Product Catalog MAX-2N & MAX-3N plastic cable ducts





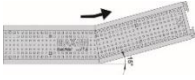
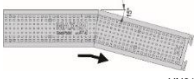
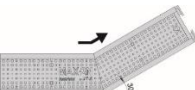
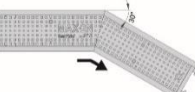
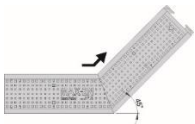
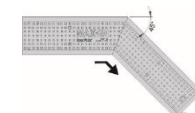
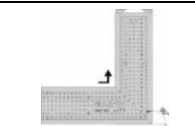
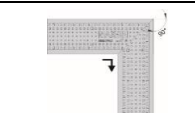
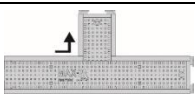
Manufacturer and supplier:
Distributor:

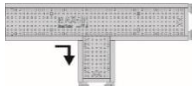
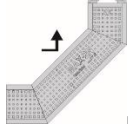
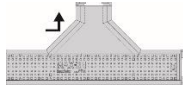
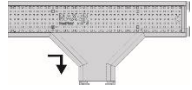
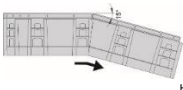
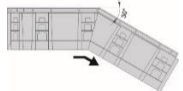

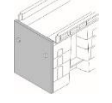
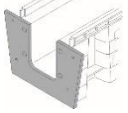

Heatpoint b.v. - Netherlands



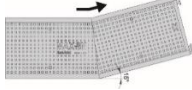
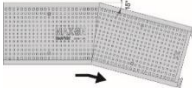
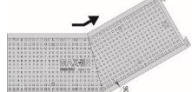

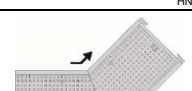
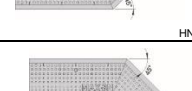



Other related documentation:
Reference:

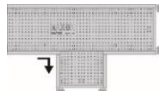
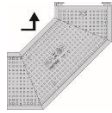
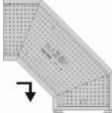
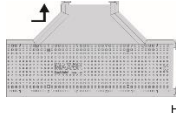
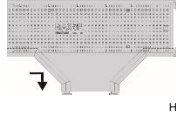

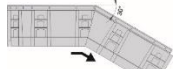
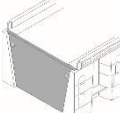
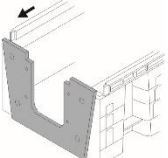
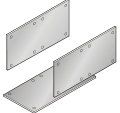
EN-H5070-ISV-MAX-N (PP) (installation manual)
EN-H5100-MAX-N (PP) Version 1




Product Catalog MAX-2N & MAX-3N plastic cable ducts

Pos.	Product no.	Description MAX-2N	Illustration (incl drawing no.)
1.1	H720100130	MAX-2N cable duct -dimensions external 1000x185x215 (LxWxH) mm	 HN205100
1.2	H720150130	MAX-2N lid (with 4 mounting hooks) -dimensions approx. 1000x170x35 (LxWxH) mm -text on lid <MAX-2N>	 HN205110
1.3	H740200015	MAX-2N 15° corner element - LEFT in laying direction (horizontal) -incl. duct, lid (2 parts) and 4 fixation screws 8x50mm (stainless steel) -all pre-assembled	 HN210015L
1.4	H740300015	MAX-2N 15° corner element - RIGHT in laying direction (horizontal) -incl. duct, lid (2 parts) and 4 fixation screws 8x50mm (stainless steel) -all pre-assembled	 HN210015R
1.5	H740200030	MAX-2N 30° corner element - LEFT in laying direction (horizontal) -incl. duct, lid (2 parts) and 4 fixation screws 8x50mm (stainless steel) -all pre-assembled	 HN210030L
1.6	H740300030	MAX-2N 30° corner element - RIGHT in laying direction (horizontal) -incl. duct, lid (2 parts) and 4 fixation screws 8x50mm (stainless steel) -all pre-assembled	 N210030R
1.7	H740200045	MAX-2N 45° corner element - LEFT in laying direction (horizontal) -incl. duct, lid (2 parts) and 4 fixation screws 8x50mm (stainless steel) -all pre-assembled	 HN210045L
1.8	H740300045	MAX-2N 45° corner element - RIGHT in laying direction (horizontal) -incl. duct, lid (2 parts) and 4 fixation screws 8x50mm (stainless steel) -all pre-assembled	 HN210045R
1.9	H740200090	MAX-2N 90° corner element - LEFT in laying direction (horizontal) -incl. duct, lid (2 parts) and 4 fixation screws 8x50mm (stainless steel) -all pre-assembled	 HN210090L
1.10	H740300090	MAX-2N 90° corner element - RIGHT in laying direction (horizontal) -incl. duct, lid (2 parts) and 4 fixation screws 8x50mm (stainless steel) -all pre-assembled	 HN210090R
1.11	H740202090	MAX-2N T-piece 90° - LEFT in laying direction (horizontal) -incl. duct, lid (2 parts) and 6 fixation screws 8x50mm (stainless steel) -all pre-assembled	 HN210390L

1.12	H740302090	MAX-2N T-piece 90° - RIGHT in laying direction (horizontal) -incl. duct, lid (2 parts) and 6 fixation screws 8x50mm (stainless steel) -all pre-assembled	 HN210390R
1.13	H740201090	MAX-2N 90° corner element - LEFT WITH RADIUS in laying direction (hor.) -incl. duct, lid (3 parts) and 6 fixation screws 8x50mm (stainless steel) -internal/external cable radius 487mm/538mm (see manual EN-H5060) -all pre-assembled	 HN210290L
1.14	H740301090	MAX-2N 90° corner element - RIGHT WITH RADIUS in laying direction (hor.) -incl. duct, lid (3 parts) and 6 fixation screws 8x50mm (stainless steel) -internal/external cable radius 487mm/538mm (see manual EN-H5060) -all pre-assembled	 HN210290R
1.15	H740202090	MAX-2N T-piece 90° - LEFT WITH RADIUS in laying direction (horizontal) -incl. duct, lid (2 parts) and 6 fixation screws 8x50mm (stainless steel) -internal/external cable radius 200mm/300mm (see manual EN-H5060) -all pre-assembled	 HN210490L
1.16	H740302090	MAX-2N T-piece 90° - RIGHT WITH RADIUS in laying direction (horizontal) -incl. duct, lid (2 parts) and 6 fixation screws 8x50mm (stainless steel) -internal/external cable radius 200mm/300mm (see manual EN-H5060) -all pre-assembled	 HN210490R
1.17	H740400015	MAX-2N 15° - UNIVERSAL in laying direction (vertical) -incl. duct, lid (2 parts) and 4 fixation screws 8x50mm (stainless steel) -all pre-assembled	 HN210115
1.18	H740400030	MAX-2N 30° - UNIVERSAL in laying direction (vertical) -incl. duct, lid (2 parts) and 4 fixation screws 8x50mm (stainless steel) -all pre-assembled	 HN210130
1.19	H740900100	MAX-2N - end plate trapezoid (female side cable duct) -incl. 2 fixation screws 8x50mm (stainless steel) -thickness 10mm	 HN250100
1.20	H740900110	MAX-2N - end plate rectangular (male side cable duct) -incl. 2 separate fixation screws 8x50mm (stainless steel) -thickness 5mm	 HN250200
1.21	H810200600	MAX-2N transition plate UNIVERSAL from MAX-2N <-> MAX-3N (both ways) -incl. 4 fixation screws 8x50mm (stainless steel) -thickness 5mm	 HN250300
1.22	H810100090	MAX-2N coupling set (3 parts) to shorten MAX-2N (see manual EN-H5060) -incl. 24 fasteners (20mm) and 4 fixation screws 8x50mm (stainless steel)	 H331200

Pos.	Product no.	Description MAX-3N	Illustration (incl drawing no.)
2.1	H730100130	MAX-3N cable duct -dimensions external 1000x325x215 (LxWxH) mm	 HN305100
2.2	H730150130	MAX-3N lid (with 4 mounting hooks) -dimensions approx. 1000x330x35 (LxWxH) mm -text on lid <MAX-3N>	 HN305110
2.3	H750200015	MAX-3N 15° corner element - LEFT in laying direction (horizontal) -incl. duct, lid (2 parts) and 4 fixation screws 8x50mm (stainless steel) -all pre-assembled	 HN310015L
2.4	H750300015	MAX-3N 15° corner element - RIGHT in laying direction (horizontal) -incl. duct, lid (2 parts) and 4 fixation screws 8x50mm (stainless steel) -all pre-assembled	 HN310015R
2.5	H750200030	MAX-3N 30° corner element - LEFT in laying direction (horizontal) -incl. duct, lid (2 parts) and 4 fixation screws 8x50mm (stainless steel) -all pre-assembled	 HN310030L
2.6	H750300030	MAX-3N 30° corner element - RIGHT in laying direction (horizontal) -incl. duct, lid (2 parts) and 4 fixation screws 8x50mm (stainless steel) -all pre-assembled	 HN310030R
2.7	H750200045	MAX-3N 45° corner element - LEFT in laying direction (horizontal) -incl. duct, lid (2 parts) and 4 fixation screws 8x50mm (stainless steel) -all pre-assembled	 HN310045L
2.8	H750300045	MAX-3N 45° corner element - RIGHT in laying direction (horizontal) -incl. duct, lid (2 parts) and 4 fixation screws 8x50mm (stainless steel) -all pre-assembled	 HN310045R
2.9	H750200090	MAX-3N 90° corner element - LEFT in laying direction (horizontal) -incl. duct, lid (2 parts) and 4 fixation screws 8x50mm (stainless steel) -all pre-assembled	 HN310090L
2.10	H750300090	MAX-3N 90° corner element - RIGHT in laying direction (horizontal) -incl. duct, lid (2 parts) and 4 fixation screws 8x50mm (stainless steel) -all pre-assembled	 HN310090R
2.11	H750202090	MAX-3N T-piece 90° - LEFT in laying direction (horizontal) -incl. duct, lid (2 parts) and 6 fixation screws 8x50mm (stainless steel) -all pre-assembled	 HN310090L

2.12	H750302090	MAX-3N T-piece 90° - RIGHT in laying direction (horizontal) -incl. duct, lid (2 parts) and 6 fixation screws 8x50mm (stainless steel) -all pre-assembled	 HN310390R
2.13	H750201090	MAX-3N 90° corner element - LEFT WITH RADIUS in laying direction (hor.) -incl. duct, lid (3 parts) and 6 fixation screws 8x50mm (stainless steel) -internal/external cable radius 487mm/538mm (see manual EN-H5060) -all pre-assembled	 HN310290L
2.14	H750301090	MAX-3N 90° corner element - RIGHT WITH RADIUS in laying direction (hor.) -incl. duct, lid (3 parts) and 6 fixation screws 8x50mm (stainless steel) -internal/external cable radius 487mm/538mm (see manual EN-H5060) -all pre-assembled	 HN310290R
2.15	H750202190	MAX-3N T-piece 90° - LEFT WITH RADIUS in laying direction (horizontal) -incl. duct, lid (2 parts) and 6 fixation screws 8x50mm (stainless steel) -internal/external cable radius 200mm/300mm (see manual EN-H5060) -all pre-assembled	 HN310490L
2.16	H750302190	MAX-3N T-piece 90° - RIGHT WITH RADIUS in laying direction (horizontal) -incl. duct, lid (2 parts) and 6 fixation screws 8x50mm (stainless steel) -internal/external cable radius 200mm/300mm (see manual EN-H5060) -all pre-assembled	 HN310490R
2.17	H750400015	MAX-3N 15° - UNIVERSAL in laying direction (vertical) -incl. duct, lid (2 parts) and 4 fixation screws 8x50mm (stainless steel) -all pre-assembled	 HN310115
2.18	H750400030	MAX-3N 30° - UNIVERSAL in laying direction (vertical) -incl. duct, lid (2 parts) and 4 fixation screws 8x50mm (stainless steel) -all pre-assembled	 HN310130
2.19	H750900100	MAX-3N - end plate trapezoid (female side cable duct) -incl. 2 fixation screws 8x50mm (stainless steel) -thickness 10mm	 HN350100
2.20	H750900110	MAX-3N - end plate rectangular (male side cable duct) -incl. 2 separate fixation screws 8x50mm (stainless steel) -thickness 5mm	 HN350200
2.21	H810200600	MAX-3N transition plate UNIVERSAL from MAX-3N <-> MAX-2N (both ways) -incl. 4 fixation screws 8x50mm (stainless steel) -thickness 5mm	 HN350300
2.22	H810100100	MAX-3N coupling set (3 parts) to shorten MAX-3N (see manual EN-H5060) -incl. 24 fasteners (20mm) and 4 fixation screws 8x50mm (stainless steel)	 H331200

Pos.	Product no.	Description MAX-2N & MAX-3N	Illustration (incl drawing no.)
3.1	H810901250	Torx screws (per 100 units) to secure lid (optional)	 <small>H101550</small>
3.2	H810050150	Fastener 20mm (per 100 units) to fix coupling set (optional)	 <small>H321016</small>
3.3	H750100100	T-wrench incl. lifting tool for fitting and removing lid.	 <small>HN410100 / 120</small>